


*Rear panel : European Model

SPECIFICATIONS

Rated output	100W + 100W (8Ω), 150W + 150W (4Ω)	Max. amount of tone control	BASS: ±8dB at 100Hz TREBLE: ±8dB at 10kHz
Input sensitivity/ input impedance	PHONO (MM): 2.5mV/47kΩ PHONO (MC): 0.3mV/100Ω LINE : 180mV/47kΩ BAL.LINE : 180mV/55kΩ MAIN-IN : 1V/47kΩ	Power supply	230V~(50Hz) / 115V~(60Hz)
Output voltage	REC OUT: 180mV, PRE-OUT: 1V	Power consumption	270W 85W (under no signal), 0.4W (at standby)
Frequency response	PHONO : 20Hz to 20kHz (within -3dB) LINE : 20Hz to 100kHz (within -3dB)	External dimensions	440(W) x 178(H) x 454(D) mm front side knob of 20mm and rear side terminal of 27mm included in depth
Total harmonic distortion	0.009% or less (8Ω, 1kHz) 0.09% or less (8Ω, 20Hz to 20kHz)	Net weight	22.5kg (main unit)
S/N ratio (IHF-A)	PHONO (MM): 91dB or more PHONO (MC): 75dB or more LINE : 104dB or more	Accessories	Remote control (RA-17A) Power cable
Volume adjustment	LECUA	Speaker terminal Supported Y-lug terminal dimension	Width of part a: 15mm or less Width of part b: 8mm or more
Amplification circuit	ODNF 4.0		
Output configuration	Bipolar parallel push-pull		* Connection may not be performed depending on the shape of the Y-lug terminal.
Damping factor	210		

* Setting the phase inverter switch to the B position allows balance input terminal No 2 to change to **HOT**, and No. 3 to **COLD**.
* Specifications and appearance are subject to change without notice. * The products listed in this catalog do not include line cables. Please purchase cables separately.

LUXMAN

LUXMAN CORPORATION, 1-3-1 Shinyokohama, Kouhoku-ku, Yokohama-shi, Kanagawa 222-0033, Japan
Tel: +81-45-470-6980 Fax: +81-45-470-6997 www.luxman.co.jp
LUXMAN reserves the right to alter the design and specifications without notice.
All rights reserved LUXMAN CORPORATION



 Safety Cautions

To ensure correct use of this product,
read the "Owner's Manual" prior to use.
Failure to follow all safeguards can result
in fire, electric shock, or other accidents.



The attraction of the L-505uXII is its new level of refinement, approaching perfection as an authentically desirable product.

The L-505uXII is the eagerly awaited Mark II version of the popular L-505uX that has been at the forefront of pre-amplifier design since its launch in 2011.

Incorporating an abundance of proprietary technologies, such as Luxman's Version 4.0 ODNF (Only Distortion Negative Feedback), as well as LECUA (Luxman Electronically Controlled Ultimate Attenuator), this product is a truly multifunctional integrated amplifier.

As Luxman's latest high-end model, the L-505uXII continues the evolution of the L-505 series, which has attracted many fans of audio quality and earned a great reputation.

As an amplifier which exudes sophistication and authenticity beyond its class, the L-505uXII represents the latest in a long line of exemplary models.



■ ODNF* Version 4.0 - Innovative amplification feedback circuit

An integral part of the design of the L-505uXII is LUXMAN's original ODNF amplification feedback circuit featuring a high-speed primary slew rate, an ultra-wide bandwidth and a low level of distortion that is achieved by feeding back only the distorted components of the audio from the amplifier's output circuit. The L-505uXII is equipped with the latest Version 4.0 ODNF circuit, resulting in a dramatically enhanced accuracy in distortion detection due to the paralleled first stage and Darlington equipped second stage amplification circuit, as well as a paralleled first stage error detection circuit. With its lower impedance and higher S/N ratio, the L-505uXII realizes accurate reproduction of even the gentlest audio signals and achieves a full range of dynamic musical expression. The output stage, with its parallel push-pull structure, has secured sufficient power at 100W+100W(8Ω) and 150W+150W(4Ω).



ODNF
Power amplifier block of parallel module ODNF version 4.0

■ Highly accurate LECUA computerized attenuator

LECUA (Luxman Electronically Controlled Ultimate Attenuator) is at the heart of the pre-amplifier section and the sound volume adjustment function of the L-505uXII. The L-505uXII design also uses a solid state(IC) type circuit to achieve a significant reduction in size. LECUA provides an ideal level control mechanism that allows smooth and fine volume adjustment over 88 steps, thereby minimizing any deterioration of the audio signal. In addition, left and right balance adjustment is integrated into the attenuator's control functions. The multifunctional ability of LECUA ensures accuracy over the full range of the volume control, whilst suppressing any deterioration of sound quality. The volume may also be adjusted with the remote control, but when adjusting the volume manually, the tactile design and gradual motion of the control itself enables intuitive adjustment of the attenuation level.




LECUA
New LECUA

■ Discrete buffer circuit

The L-505uXII features a new discrete buffer circuit in the output stage of the pre-amplifier circuit that is equivalent to the type used in our high-end C-900u separate amplifier. The pre-amp output stage is able to drive the signal with enhanced current supply capacity. The clarity of the audio signal is protected, whilst at the same time, the driving force fed through to the power amplifier stage is significantly increased. The power and reproduction capability of the L-505uXII achieves overwhelming scale sensitivity and a sharpness on start-up that cannot be achieved by conventional pre-amplifiers.



Discrete buffer circuit



Highly regulated power supply

■ High stability power supply

The power supply of the L-505uXII consists of an EI core type power transformer, highly regulated, with four large capacity 10,000μF blocking capacitors creating a highly stable power supply. This ensures an instantaneous, constant and stable current supply.



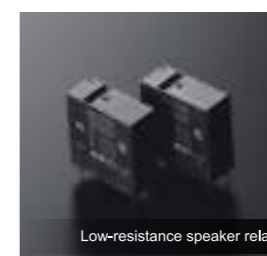
Custom internal wiring

■ A wide variety of custom-made components for high sound quality

OFC cabling is used in the internal wiring of the L-505uXII, achieving natural signal transmission due to the spirally wrapped shielding on each non-plated wire core. A high quality input selector IC is employed to improve separation and eliminate crosstalk. This model is generously equipped with many custom-made parts designed to achieve high sound quality such as in-line layout speaker terminals for easier speaker cable connection.

■ Low impedance transmission

Large-capacity, low resistance speaker relays are connected in parallel to enable lossless transmission for the powerful driving force that is generated by the large-scale output circuit. In addition, the damping factor has been improved from 180 to 210 by lowering the impedance of the wiring pattern.




Low-resistance speaker relay

■ An abundance of user-friendly functions

The L-505uXII is equipped with a high quality phono pre-amplifier that is compatible with MM and MC cartridges supporting full analog reproduction. This model offers all the functions that a high quality pre-main amplifier should offer such as bass/treble tone control, L/R balance adjustment using LECUA, pre/power separation function, volume function and headphone output to name a few.



Front panel controls and selectors



Non-angled wiring pattern

■ Original technologies prioritize sound quality

To realize a smooth, stress free signal transmission LUXMAN use an original Beeline construction that features a non-angled wiring pattern to allow smooth signal transmission along the shortest optimal route. This is one of many examples of a LUXMAN original design that makes sound quality a priority.



Remote control

■ Dedicated remote control encased in aluminum

A high-grade, aluminum encased remote control that is the same as that of superior models is supplied as a standard accessory.